






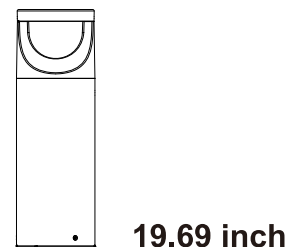



LED Bollard Light

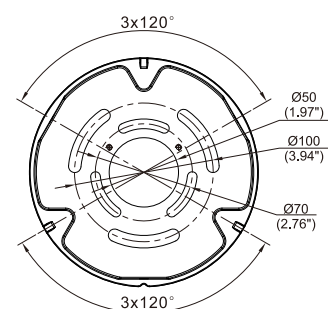
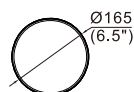


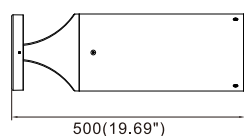
Instruction Manual

Installation Instructions

Packing List		
	Base plate templates	1PC
	Screw fixing plate	1PC
	Screw M5*16	5PCS
	Screw M10	3PCS
	Nut M10	3PCS
	Washer M10	3PCS
	Locking Washers M10	3PCS

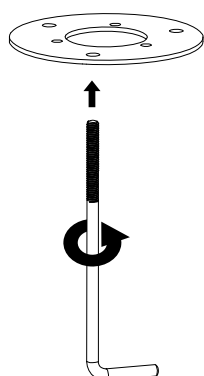


Physical Dimensions(mm/inch)

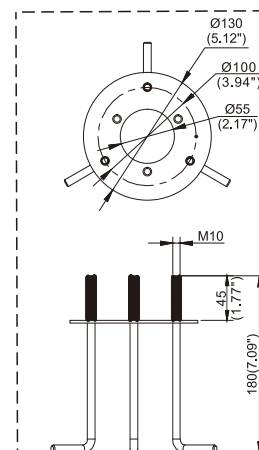
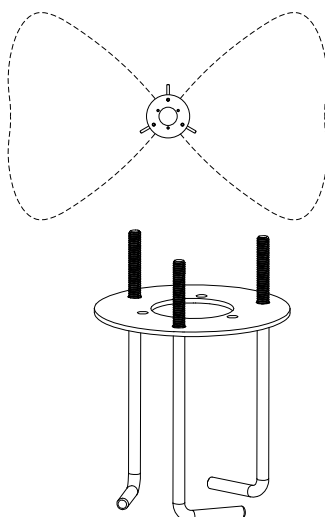


Installation

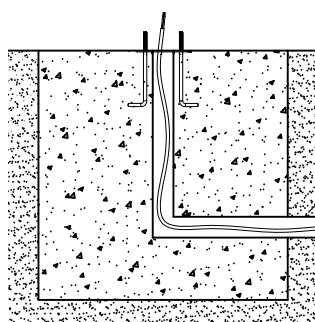
①



②



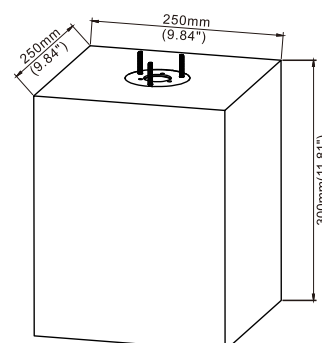
③



Hole Diameter:
Ø30-55mm
(Ø1.18"-2.17")

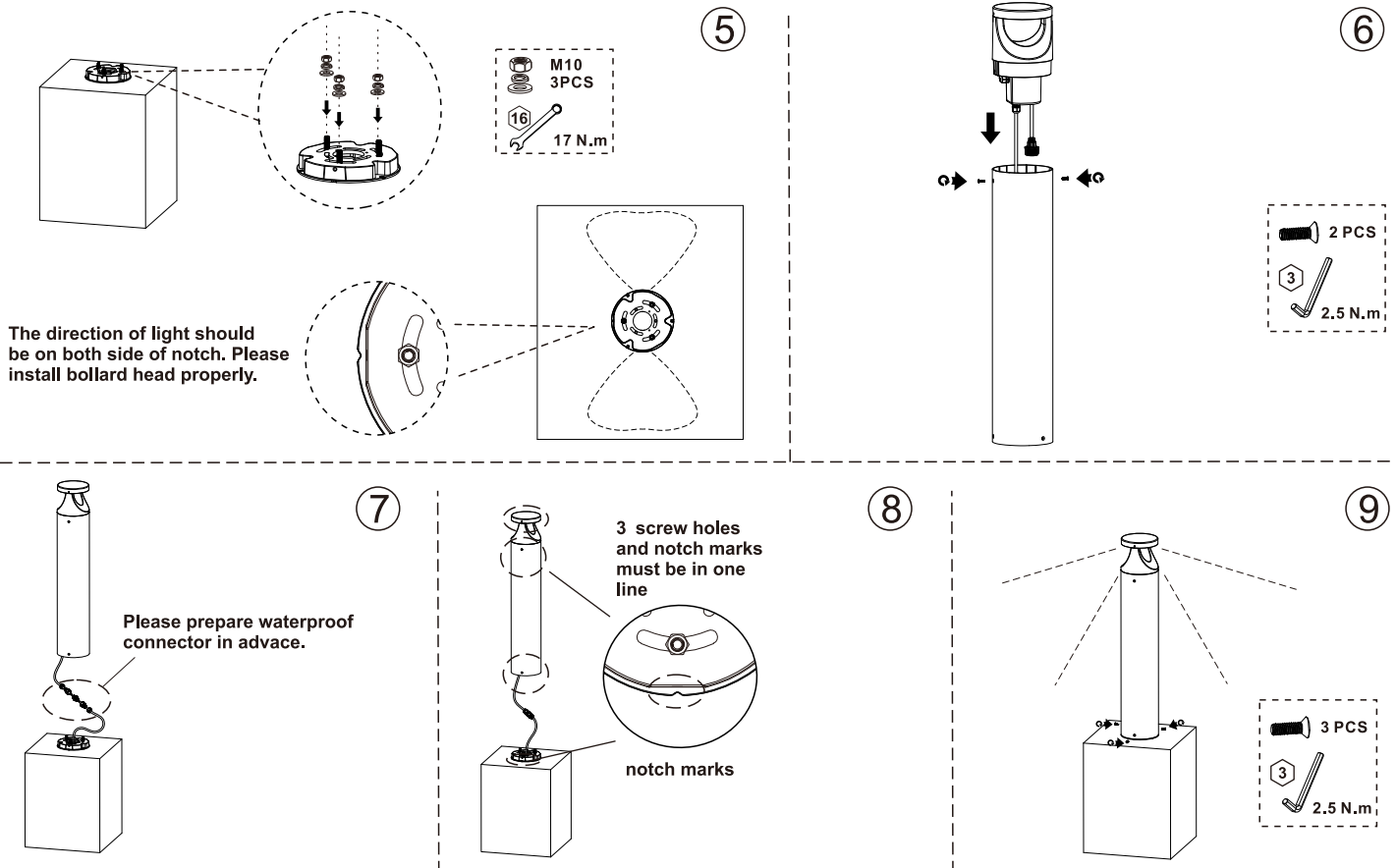
Suggested cement
column size

④

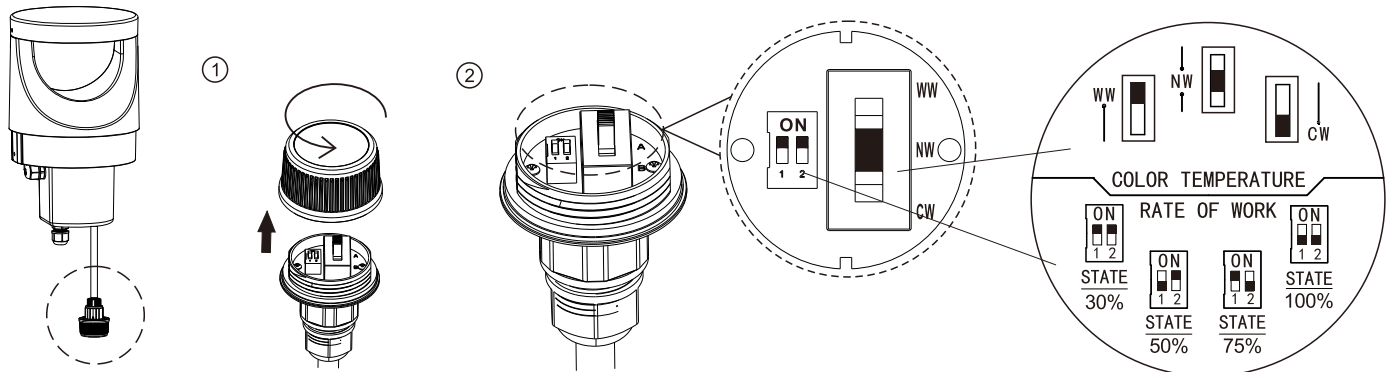


LED Bollard Light

Instruction Manual



Power & CCT Selectable



Product Specifications	22W	
Input Voltage	120-277Vac	
Power Frequency	50 / 60 Hz	
Size	Ø165x500mm(Ø6.5"x19.69")	Ø165x1067mm(Ø6.5"x42")
Net Weight	4.8±0.3kg(10.58±0.66Lbs)	7.1±0.3kg(15.65±0.66Lbs)
Working Temperature	-30°C to +45°C(-22°F to +113°F)	
Storing Temperature	-40°C to +70°C(-40°F to +158°F)	

AC cords

L	brown	black
N	blue	white
⊕	yellow/green	green

DIM cords

Note: color for dim cords subject to the cable label on luminaire



Warning! do not wire dim cord to high voltage, or dim function will fail.

- This luminaire can be outdoor use.
- For type Y attachments:
if the external flexible cable or cord of this luminaire is damaged, it shall be exclusively replaced by the manufacturer or his service agent or a similar qualified person in order to avoid a hazard.
- The light source contained in this luminaire shall only be replaced by the manufacturer or his service agent or a similar qualified person.